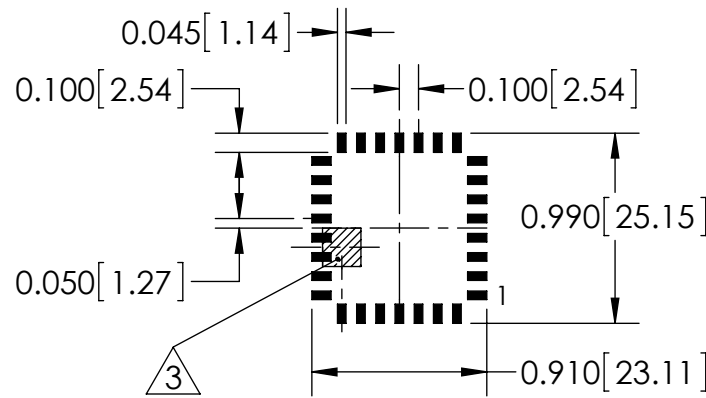
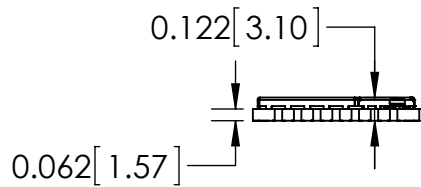


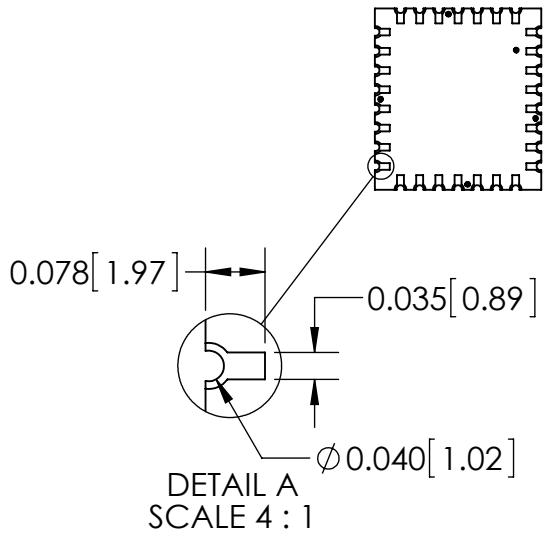
1. **DO NOT REFLOW. HAND SOLDER ONLY.**

2 GPS CONNECTOR: U.FL (PN: U.FL-R-SMT-1)

3 MAGNETOMETER KEEP-OUT ZONE (0.200 X 0.200). HIGH CURRENT TRACES SHOULD BE KEPT AS FAR AS POSSIBLE FROM THIS ZONE TO MINIMIZE COMPASS ERRORS.



RECOMMENDED LAND PATTERN



PROPRIETARY AND CONFIDENTIAL
THE INFORMATION CONTAINED IN THIS DRAWING IS THE SOLE PROPERTY OF VECTORNAV TECHNOLOGIES, LLC. ANY REPRODUCTION IN PART OR AS A WHOLE WITHOUT THE WRITTEN PERMISSION OF VECTORNAV TECHNOLOGIES, LLC IS PROHIBITED.

UNLESS OTHERWISE SPECIFIED:		NAME	DATE	TITLE: VN-200 CHIP					
DIMENSIONS ARE IN INCHES [MM]	DRAWN	JJD	2-1-16				SIZE	DWG. NO.	REV
TOLERANCES: THREE PLACE DECIMAL ±0.005	CHECKED						A	VN-200-SMD-ASM	2.0
INTERPRET GEOMETRIC TOLERANCING PER:	ENG APPR.								
MATERIAL	MFG APPR.			SCALE: 1:1	PUBLIC	SHEET 1 OF 1			
FINISH	Q.A.								
DO NOT SCALE DRAWING									