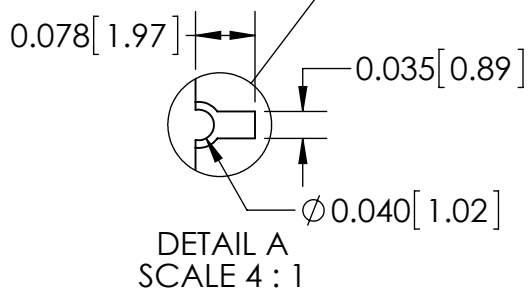
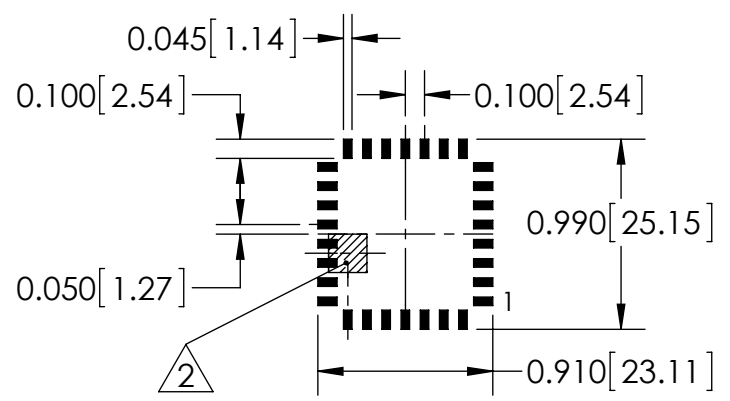
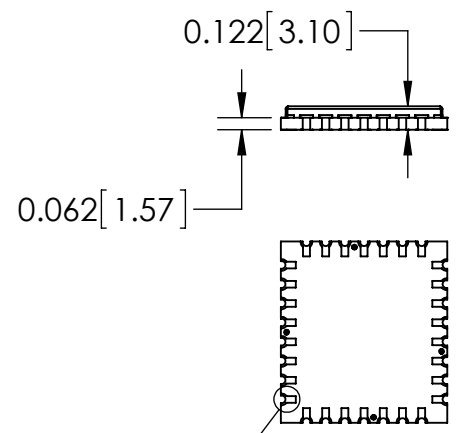


- 1. **DO NOT REFLOW. HAND SOLDER ONLY.**
- 2. MAGNETOMETER KEEP-OUT ZONE (0.200 X 0.200). HIGH CURRENT TRACES SHOULD BE KEPT AS FAR AS POSSIBLE FROM THIS ZONE TO MINIMIZE COMPASS ERRORS.



RECOMMENDED LAND PATTERN

**PROPRIETARY AND CONFIDENTIAL**  
 THE INFORMATION CONTAINED IN THIS DRAWING IS THE SOLE PROPERTY OF VECTORNAV TECHNOLOGIES, LLC. ANY REPRODUCTION IN PART OR AS A WHOLE WITHOUT THE WRITTEN PERMISSION OF VECTORNAV TECHNOLOGIES, LLC IS PROHIBITED.

UNLESS OTHERWISE SPECIFIED:		NAME	DATE	TITLE: <b>VN-100 CHIP</b>		
DIMENSIONS ARE IN INCHES [MM]	DRAWN	JJD	2-1-16			
TOLERANCES: THREE PLACE DECIMAL ±0.005	CHECKED					
INTERPRET GEOMETRIC TOLERANCING PER:	ENG APPR.					
MATERIAL	MFG APPR.			SIZE	DWG. NO.	REV
FINISH	Q.A.			<b>A</b>	VN-100-SMD-ASM	7.0
DO NOT SCALE DRAWING				SCALE: 1:1	PUBLIC	SHEET 1 OF 1